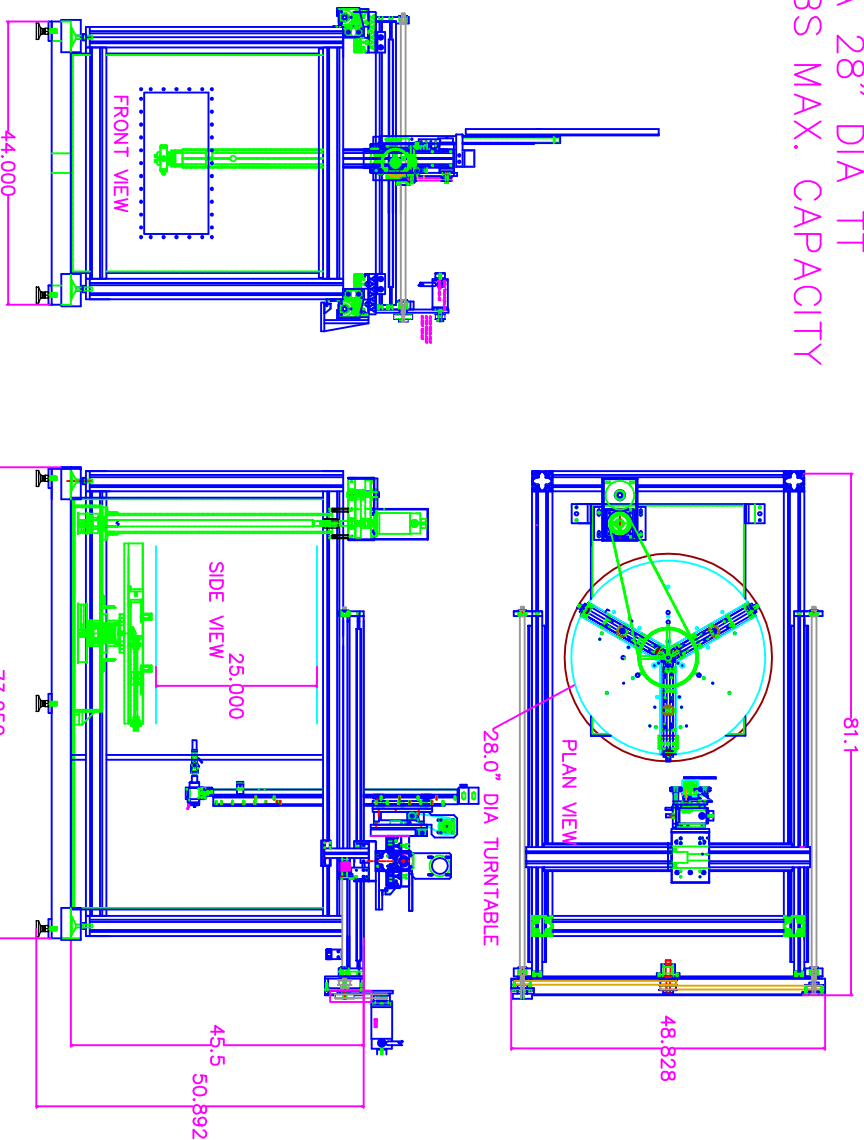
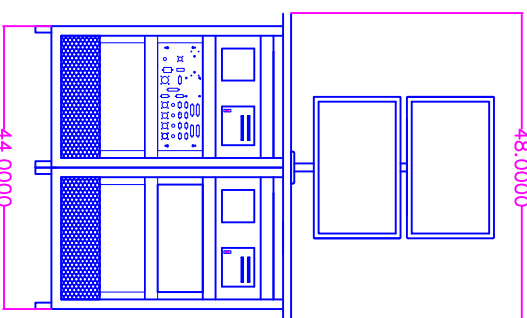
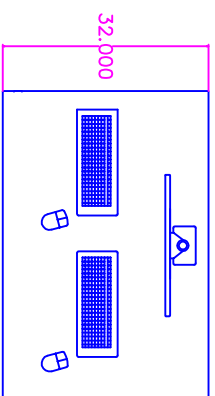


THIS DRAWING CONTAINS PROPRIETARY AND CONFIDENTIAL INFORMATION. THIS INFORMATION IS NOT TO BE DISCLOSED TO OTHERS WITHOUT THE CONSENT OF SDI.

SDI 5130 SYSTEM WITH A 28" DIA TT 500 LBS MAX. CAPACITY



DIMENSIONS AND DESIGN CONFIGURATION ARE PRELIMINARY AND FOR REFERENCE ONLY. NOTES: UNLESS OTHERWISE SPECIFIED.



SYSTEM CONSOLE

UNLESS OTHERWISE SPECIFIED DIMENSIONS ARE IN INCHES TOLERANCES ARE:			CONTRACT NO.	
FRACTIONS	DECIMALS	ANGLES	APPROVALS	DATE
MATERIAL			DRAWN	02/07/20
FINISH			CHECKED	
NEXT ASSY	USED ON	ISSUED		
APPLICATION			DO NOT SCALE DRAWING	

STRUCTURAL DIAGNOSTICS, INC.
 650 VIA ALONDRA CAMARILLO, CA. 93012

SDI-5130 SYSTEM WITH A
 28" DIA. TURNTABLE

SIZE: FSCM NO. DWG NO. REV.

D SCALE SHEET 1 OF 1